

State Variation in Benefit Receipt and Work Outcomes for SSI Child Recipients after the Age 18 Redetermination


**Jeffrey Hemmeter,
David R. Mann, and David Wittenburg**

*Presented at the 2015 DRC Annual Meeting
Washington, DC*

August 5, 2015

MATHEMATICA
— CENTER FOR —
STUDYING DISABILITY POLICY

Child SSI Recipients Face Important Decisions at Age 18



State Cessation Rate Differences Drive Young Adult Outcomes



What is the Age 18 Redetermination?

- **Redetermination assesses whether child SSI recipients meet adult SSI eligibility criteria**
- **Mirrors adult SSI application process**
- **Two outcomes:**
 - **Cessation**
 - **Continuation**
- **Cessation decisions can be appealed**
- **About 34 percent have benefits ceased**

Our Study

- **Examine state variation in**
 - **Final age 18 redetermination decisions**
 - **Outcomes at age 24**
 - **Employment**
 - **Earning above the annualized SGA amount**
 - **SSI and SSDI benefit receipt**
- **Condition results by**
 - **State**
 - **Cessation status**

Factors Potentially Driving State Differences in 18 Redeterminations

- **Variation in Disability Determination Service (DDS) administration**
 - Processes
 - Caseload
 - Personnel/turnover
- **Caseload composition differences**
 - Impairment distribution
- **Variation in other supports and programs**
 - Special education
 - Vocational rehabilitation

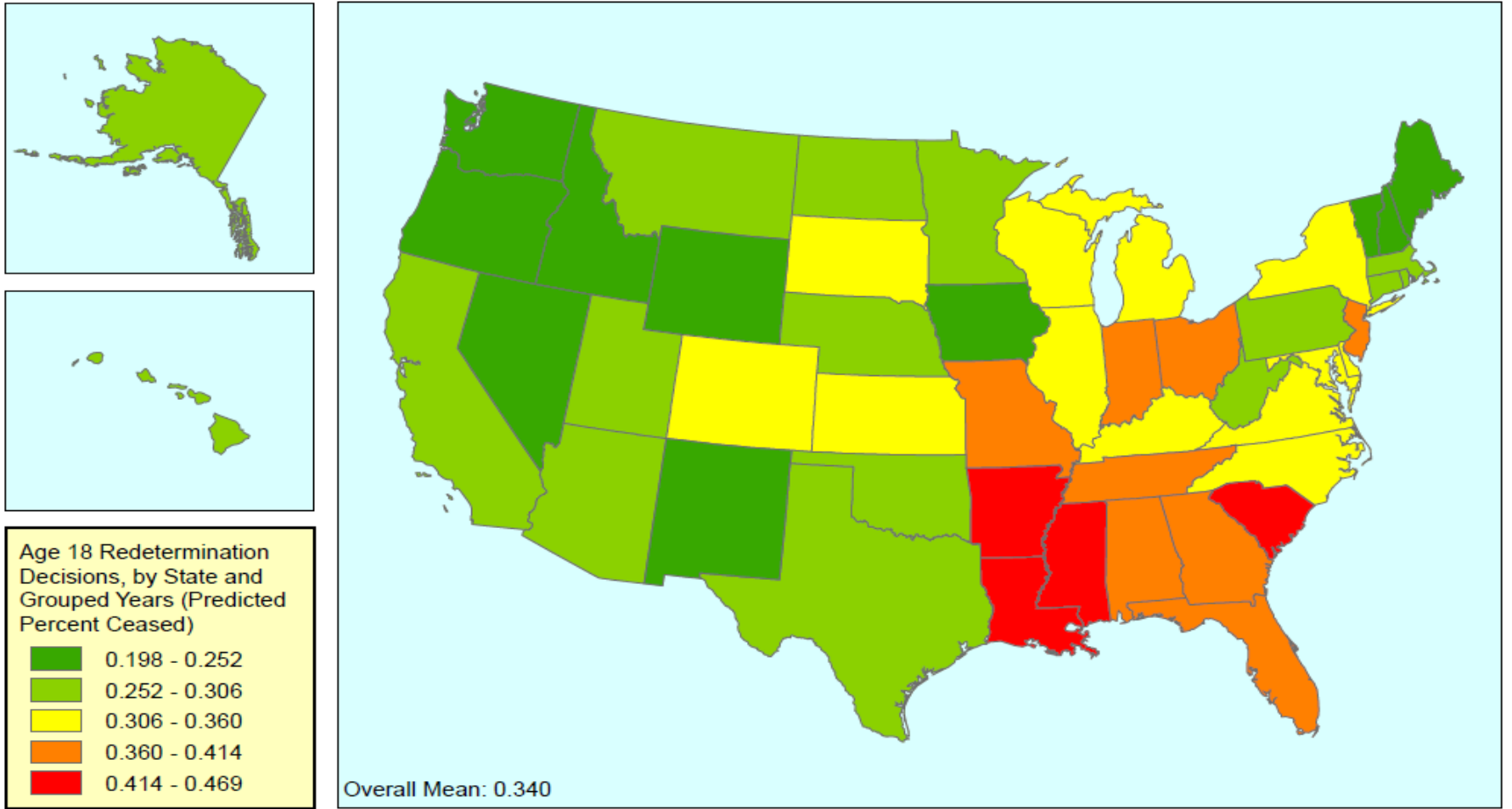
Sample Drawn from SSA Administrative Data Sources

- **All former child SSI recipients who**
 - Received a redetermination decision between 1998-2006
 - Received the final decision by age 24
- **Sample size: 429,852**

Methods

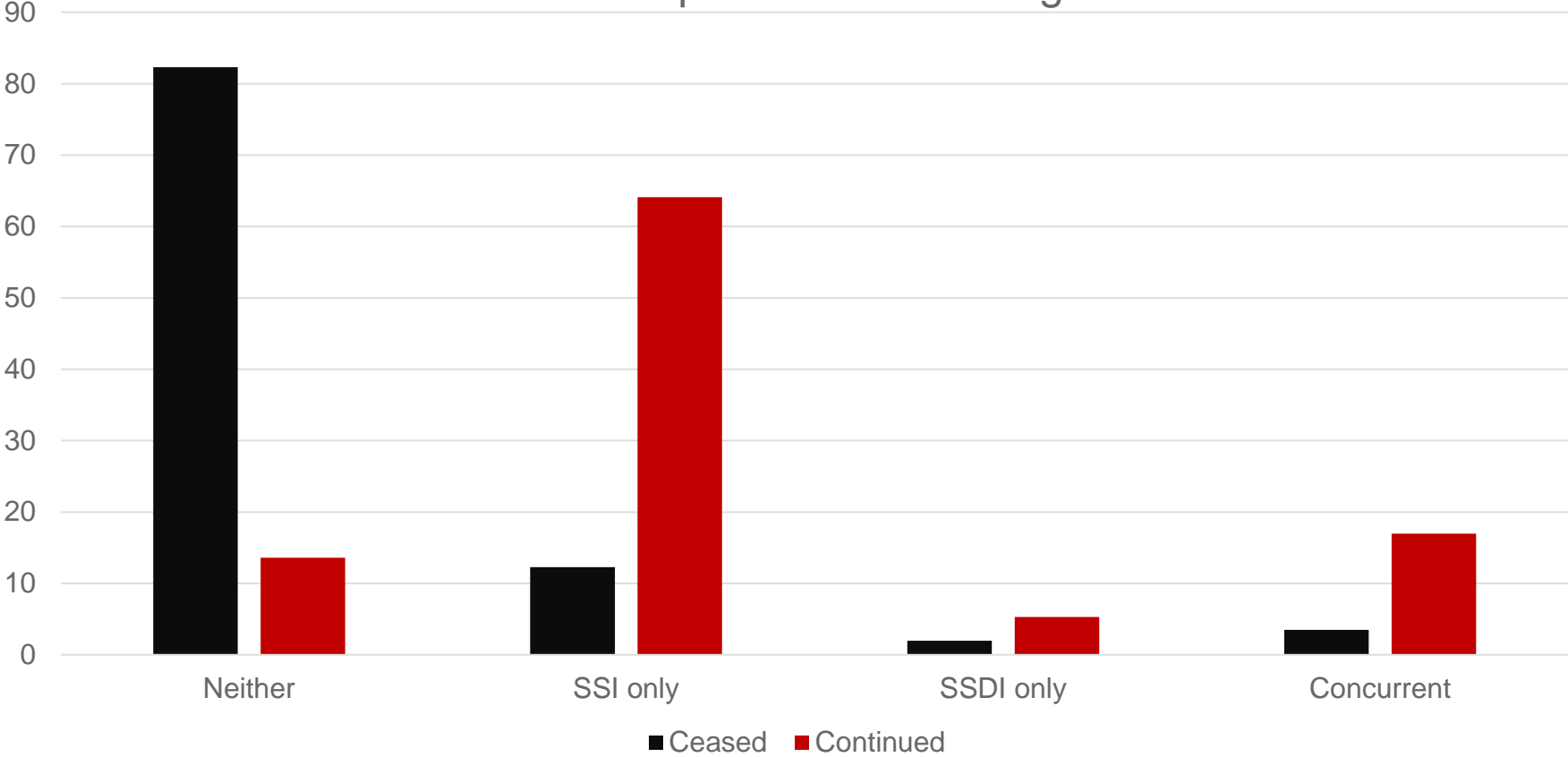
- **National maps**
- **Tables with regression adjusted means**
 - **Exogenous variables available in administrative data**

Cessation Rates Are Relatively High in Southeastern States



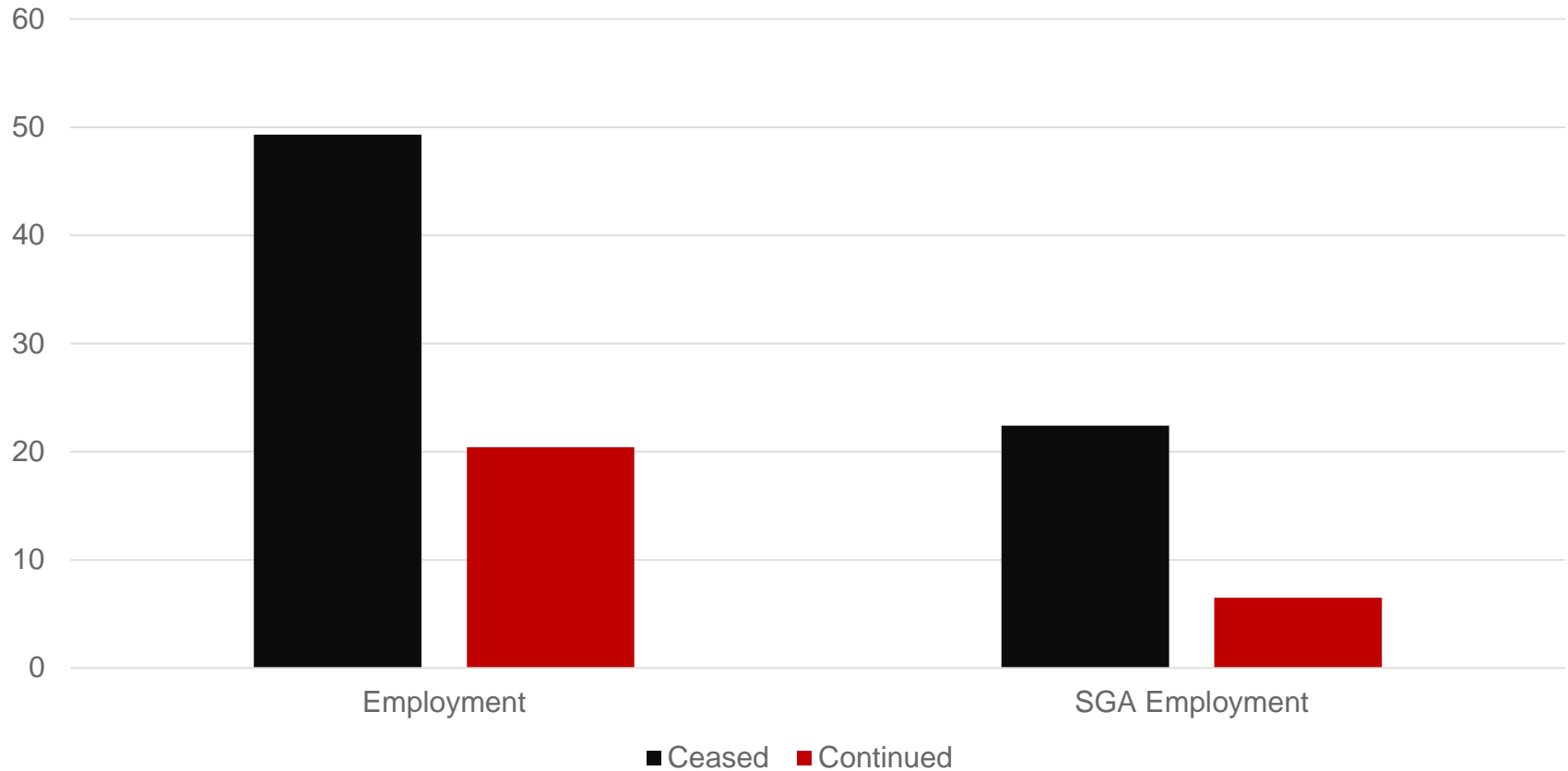
Cessation Status Strongly Related to SSI and/or DI Benefit Receipt at Age 24

Benefit Receipt Distribution at Age 24



Employment Varies Primarily by Cessation Status

Employment and SGA Employment at Age 24



State Patterns Mirror National Pattern

- **In all states, receiving a cessation decision was correlated with the following age 24 outcomes:**
 - Lower SSI or SSDI receipt
 - Higher employment
 - Higher SGA employment
- **Outcome gap present in all states regardless of state cessation rate**
 - But linking cessation rate and outcome variation is complex

Policy Implications

- **State variation in age 18 redeterminations potentially unexpected in federal program**
 - **DDS administrative differences**
 - **Caseload composition differences**
 - **State and local program differences**
- **Test alternative mechanisms for youth starting to approach age 18**

Contact Information

David R. Mann
Center for Studying Disability Policy
Mathematica Policy Research
P.O. Box 2393
Princeton, NJ 08543-2393
(609) 275-2365

dmann@mathematica-mpr.com

<http://www.DisabilityPolicyResearch.org>

Acknowledgement

The research reported herein was performed pursuant to a grant from the U.S. Social Security Administration (SSA) funded as part of the Disability Research Consortium. The opinions and conclusions expressed are solely those of the author(s) and do not represent the opinions or policy of SSA or any agency of the Federal Government. Neither the United States Government nor any agency thereof, nor any of their employees, makes any warranty, expressed or implied, or assumes any legal liability or responsibility for the accuracy, completeness, or usefulness of the contents of this report. Reference herein to any specific commercial product, process, or service by trade name, trademark, manufacturer, or otherwise does not necessarily constitute or imply endorsement, recommendation or favoring by the United States Government or any agency thereof.